

Divan Bed



Instructions for Use

www.sidhil.com

Welcome to Sidhil

Still making it better...

At Sidhil, everything we do is designed around quality. From our modern and efficient manufacturing plant in Halifax, West Yorkshire, we manufacture a range of products for the healthcare market using leading edge production technology and finishing processes.

We are the only remaining volume manufacturer of hospital beds in the UK, bringing together innovation in product development, sales, customer service and logistics to provide clear benefits for our customers in terms of flexibility, short production timescales and support for our nationwide network of service and maintenance centres.

Excellence in customer service is our key objective. Alongside our focus on innovation, research and product development, we use our UK manufacturing facility to ensure optimum levels of product and spares availability, with unparalleled levels of reliability and performance.

Corporate social responsibility is also an issue for Sidhil. We have now received accreditation to ISO 14001, underlining our commitment to maintaining the highest levels of environmental awareness and sustainability across our manufacturing operation.

CONTENTS

1. INTRODUCTION	5
2. CONTACT INFORMATION	6
3. PRODUCT DESCRIPTION	7
3.1 Environment.....	7
3.2 Intended Patient Group.....	7
3.3 Intended Use.....	7
4. SAFETY	8
4.1 Warnings and Cautions.....	8
4.2 Risk Assessment.....	8
4.3 Contraindications.....	8
4.4 Bed Load.....	9
4.5 General Warnings.....	10
5. SYMBOL IDENTIFICATION	11
6. PARTS IDENTIFICATION	12
7. INSTALLATION/SETUP & PREPARING FOR USE	13
7.1 Assembling the Bed.....	13
7.2 Checking the Bed.....	15
8. DECONTAMINATION	16
8.1 Cleaning and Disinfection Guidelines.....	16
9. MAINTENANCE	18
10. DISPOSAL OF PARTS	19
11. SPECIFICATION	20
11.1 Bed Data.....	20
11.2 Mattress Compatibility Chart.....	21
12. WARRANTY	22
13. NOTES	23

I. INTRODUCTION

Thank you for purchasing this product. These instructions for use should be read carefully before using the bed as it contains important information regarding the safe operation and maintenance of the product in order to provide long lasting and reliable service.

All professional users are to be suitably familiar with the bed and its limitations prior to use. It is the responsibility of the professional user to ensure they are suitably qualified to use the divan bed. If these instructions for use are not deemed sufficient and the need for training is required please contact Drive DeVilbiss Sidhil Ltd. or your local provider who will be able to discuss training options with you.

2. CONTACT INFORMATION

For any service, warranty, sales or customer service information regarding this product please contact your provider or if in doubt contact Drive DeVilbiss Sidhil Ltd:

Drive DeVilbiss Sidhil Ltd.
Sidhil Business Park
Holmfield
Halifax
West Yorkshire
HX2 9TN
United Kingdom

Please quote the product serial number on all correspondence. This can be found on the identification labels, which are located on the inside of the mattress platform.

Service & Maintenance	Spares	Customer Service
Tel: +44 (0)1422 233136	Tel: +44 (0)1422 233138	Tel: +44 (0)1422 233000
Fax: +44 (0)1422 233010	Fax: +44 (0)1422 233010	Fax: +44 (0)1422 233010

e: sales@sidhil.com
w: www.sidhil.com

For Service & Support outside the United Kingdom & Northern Ireland please contact the local distribution company from where this equipment was purchased. Failure to do so may result in the manufacturer's warranty becoming void.

3. PRODUCT DESCRIPTION

3.1 Environment

Your bed is intended for use in the following environments:

- A long term care area where medical supervision is required and monitoring is provided if necessary (e.g. nursing homes, rehabilitation facilities, geriatric facilities).
- A domestic area.

3.2 Intended Patient Group

The bed frame is intended for an adult who is up to 159kg in weight. A lower (or upper) age limit is not defined as it depends on the physical size of the patient in relation to the various proportions and gaps around the bed frame. Patients must be in excess of 146cm in height ranging up to 185cm and have a BMI greater than 17.

3.3 Intended Use

The intended use of the bed is for sleeping / resting.

The bed frame is intended to support a single patient. A risk assessment must always be performed on the suitability of the patient to the bed frame and mattress.

Installation staff are responsible for performing the initial set up of the bed, and the set up of the mattress.

For assistance in setting up, using or maintaining your bed or to report unexpected operation refer to the contact details found in section 2.

4. SAFETY

4.1 Warnings and Cautions



Warning

Warnings in these instructions for use highlight potential hazards that if disregarded could lead to injury or death.



Caution

Cautions in these instructions for use highlight potential hazards that if disregarded could lead to equipment damage or failure.

4.2 Risk Assessment

Before a patient uses the bed a risk assessment must be performed on a patient by patient basis. The risk assessment should include, but is not limited to:

- Entrapment.
- Falling out of the bed.
- Small adults (and children).
- Patients with learning difficulties.
- Unauthorised people with access to the bed.
- Product combinations

4.3 Contraindications

Patient contraindications for which the use of the Divan bed is a contraindication are as follows:

- Exceeds maximum patient weight of bed.
- Less than 146cm in length.
- BMI less than 17.
- Less than 40kg in weight

Other contraindications may be relevant which are specific to the patient or care environment.

4.4 Bed Load

Safe working load: **191kg (30 stone)**

Maximum patient weight: **159kg (25 stone)**

Safe working load is the sum of:

- Patient mass.
- Mattress mass.



Warning

The maximum loads shown above are for the bed to be occupied by one person only. The bed is not designed to take the weight of visitors sitting on the side of the bed. Additional weight could damage components or cause the bed to become unstable, potentially causing injury.

4.5 General Warnings



Warning

- The bed is to be installed and put in to service in accordance with the information provided in these instructions for use.
- The bed is typically not suitable for child use, if it is to be used for child occupancy ensure a risk assessment has been undertaken taking in to account the proportions of the child and dimensions of the bed frame.
- The bed is not suitable for occupants who are less than 146cm in length - If in doubt please contact your provider or Sidhil Ltd. for further advice.
- Repairs, service & installation is to be conducted by suitably trained personnel. If the bed is not functioning properly or becomes unstable, take it out of service immediately.
- The bed is not suitable for occupants who weigh less than 40kg - If in doubt please contact your provider or Sidhil Ltd. for further advice.
- The bed is not suitable for occupants who have a BMI less than 17 - If in doubt please contact your provider or Sidhil Ltd. for further advice.
- The bed is not suitable for use with accessories, other than recommended mattresses - a hazard could be introduced due to product combination incompatibility.
- The mattress platform should be affixed to the head and foot boards in the same mounting holes to ensure the platform is level. Mounting the ends so the platform is not level is not allowed - a hazard could be introduced.
- Modification of the bed frame is not allowed without the permission of Sidhil Ltd. – a hazard could be introduced.
- Keep the bed away from sources of heat and naked flames (e.g. cigarettes, electric fires, fan heaters etc.) - risk of fire.

5. SYMBOL IDENTIFICATION

The following symbols are found on this bed:



Maximum patient weight
Refer to section 4.4



Safe working load
Refer to section 4.4



Refer to instructions for use - mandatory
Failure to read the instructions for use could introduce a hazard



Lot number



Product code




Date of manufacture



Manufacturer

6. PARTS IDENTIFICATION



(Image shown of Divan bed in light oak)

1. Footboard x 1
2. Headboard x 1
3. Mattress Platform x 1
4. Fixing Kit x 1

7. INSTALLATION/SETUP & PREPARING FOR USE



Warning

- Side rails and grab rails should not be used with the divan bed - a hazard could be introduced.
- Keep away from sources of heat and naked flames (e.g. cigarettes, fireplaces, electrical fires, fan heaters, electric blankets etc.) - Close proximity could damage the bed and/or the mattress and introduce a fire risk.
- The bed must never be used without the correct number of fixings being used to secure the head and foot boards in place - risk of bed collapse.
- The bed must never be used without the mattress platform being secured level and in the correct corresponding hole orientations - a hazard may be introduced.
- Only fixings supplied by Sidhil Ltd. should be used - risk of bed collapse.




Caution

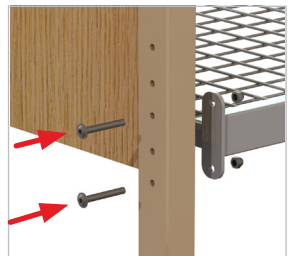
Avoid placing the bed in direct sunlight - direct sunlight could damage the wooden bed ends and/or the mattress cover.

7.1 Assembling the Bed

- Whilst supporting the headboard, lift the mattress platform and slot through 4 of the supplied bolts into the corresponding holes at the desired height. Note: Ensure a risk assessment in line with local health and safety policy is undertaken to ensure that staff are not put at risk when performing assembly activities. Ensure that the correct hole orientations are used and that the mattress platform holes line up with the corner post holes (7.1.1).
- Secure in place with the domed nuts supplied ensuring the nuts are facing the inside of the bed. Fixings should be sufficiently tight to ensure the bed is stable.



7.1.1 Bring headboard and mattress platform together



7.1.2 Ensure the fixings have been inserted through the correct corresponding holes

- Rest the mattress platform on the floor while the headboard is positioned appropriately.



7.1.3 Once the headboard is secured in place rest assembly on the floor

- Bring the half assembled platform and footboard together and repeat the process ensuring the same hole positions are used.



7.1.4 Bring the half assembled bed and the footboard together and secure in place

- Check all fixings are secure and that the mattress platform is level before the bed is put into use.



7.1.5 Ensure the fixings have been inserted through the correct corresponding holes

- At the discretion of the customer remove and stick the individual hole cover labels over the remaining open holes on the head and foot boards as shown.



7.1.6 Hole cover labels are placed over unused holes

7.2 Checking the Bed

The bed is now fully assembled. Before it is put into use, ensure the bed has been correctly assembled by carrying out the following checks:

- Are all of the fixing bolts in place securing the mattress platform to the corner posts?
- Is the mattress platform level? Ensure it has not been bolted in different hole locations on the corner posts.
- Are the hole cover labels in place? (If desired)
- Is a compatible mattress being used? See section 11.

8. DECONTAMINATION

Infection control and routine cleaning must be carried out in accordance with your local infection control policy or regulatory body.



- Regular cleaning and disinfection of the bed frame will help to prevent the risk of infection to the occupant and / or carer.
- Prior to transferring the bed frame or mattress to another user ensure it has been cleaned and disinfected using the method as detailed below to help prevent the risk of cross infection.



- Sidhil do not recommend the cleaning of the wooden components with Tristel products due to the risk of the solution leaching into the wood.
- If any of the below washing instructions are not followed the product warranty will be invalidated.
- Do not use solvents, neat bleach, phenolic based cleaning solutions or abrasive products to clean the divan bed.

8.1 Cleaning and Disinfection Guidelines

General Cleaning:

- The bed should be cleaned by starting with the cleanest parts of the bed and systematically moving to the dirtiest parts. Extra care should be taken around areas where excess dirt or dust may gather.
- The cloth should be changed during the cleaning process if it becomes soiled.
- Wipe down with a clean cloth moistened with a mild detergent and dilute with warm water (40°C).
- Rinse with cold, clean water and a clean cloth, and allow to fully dry before use.

Decontamination:

- Mop up any fluid with paper towels.
- Wipe bed down using cold clean water.
- Wipe down with a 0.1% Chlorine solution (1,000ppm) in cold water.
- Rinse with cold clean water and a clean cloth and allow to fully dry before use. Always ensure the cleaned parts are allowed to dry before putting the mattress back in place.

In cases of blood spills or other bodily fluids it is recommended that a 1% Chlorine solution (10,000ppm) is used instead.

Note: If any of the stages stated above are omitted or combined it will reduce the effectiveness of the clean.

Alternatively:

Sidhil recommend the use of Tristel 'Fuse' sachets and Tristel 'Jet' gel for cleaning of the metal components. Follow the product documentation for concentration guidelines and instructions for use.

Sidhil also recommend the use of Chlor-clean tablets. Follow the product documentation for concentration guidelines and instructions for use.

Refer to the Sidhil infection control policy, copies are available from Sidhil Ltd. Contact details can be found in section 2.

9. MAINTENANCE

Only authorised service personnel or Sidhil service engineers should carry out repairs or service activities. For Service & Support outside of the UK & Northern Ireland please contact the local distribution company from where this equipment was purchased. Failure to do so may result in the product warranty becoming void. **The divan bed must be serviced once yearly, as a minimum.** Sidhil also recommends that the carer performs frequent visual and operational inspections. If there are any signs of damage or the bed is not performing as it should withdraw it from service until the bed has been repaired and is fit for use again.

Periodically check to ensure that:

- The bed is stable.
- All parts are present.
- All fixtures and fittings are tight.
- The frame is mechanically sound.
- No parts show signs of excessive wear.
- The bed is cleaned following the guidelines in these instructions for use.



Warning

- Failure to carry out the above checks at the stated intervals could negatively influence the essential performance of the bed and as a result put the patient at risk.
- Modification of the bed frame is not allowed without the permission of Sidhil Ltd - A hazard could be introduced.
- The bed should be vacated by the patient before any maintenance or inspection takes place. If it is not possible due to the patient's mobility, a risk assessment should be carried out, to determine whether safe to proceed.
- Only Sidhil approved components, specified for the Divan Bed should be used - if in doubt contact Sidhil Ltd. or your local distributor.

10. DISPOSAL OF PARTS

- The steel, wood and plastic components are to be separated and disposed of following the local recycling policy as these can be recovered and recycled.



Warning

The bed is to be decontaminated before disposal to avoid risk of cross contamination.

II. SPECIFICATION

II.1 Bed Data

		DIVAN BED
Product code		DIVAN/COLOUR
Overall length		2088mm
Overall width		956mm
Mattress platform height		285mm / 323mm/365mm/445mm
Under bed clearance (to underside of bed frame)		234mm / 272mm/314mm/395mm
Mattress platform length		2000mm
Mattress platform width		928mm
Safe working load		191 kg (30 stone)
Maximum patient weight		159 kg (25 stone)
Product weight		40 kg
Part weights	Bed End (Head)	10 kg
	Bed End (Foot)	10 kg
	Mattress platform	20kg
Application environment		3 & 4
Shock and vibration		To be used on a flat level floor (e.g. vinyl/carpet/laminate based)
UV		Intended for indoor use only

11.2 Mattress Compatibility Chart

The following mattresses are recommended for use with the divan bed:

		Length	Width	Thickness	Density
Foam Mattresses					
Acclaim VE	MAT/ACCL/VE/W	1990mm	880mm	152mm	50-56kg/m ³
Acclaim Profiler	MAT/ACCL/PRO/W			152mm	38-40kg/m ³
Acclaim Flow	MAT/ACCL/FLOW			152mm	30-40kg/m ³
Softrest	MAT/SOFT			152mm	35-37kg/m ³
Softrest Thin	MAT/SOFT/THIN			64mm	38-40kg/m ³
Softrest VE	MAT/SOFT/VE			152mm	53-58kg/m ³
Softrest Contour	MAT/SOFT/CON			152mm	35-37kg/m ³
Essential Foam	MAT/BASIC			127mm	30-33kg/m ³

Other Sidhil mattresses available upon request – Contact your provider or Sidhil Ltd. to check for compatibility and suitability.

12. WARRANTY

Drive DeVilbiss Sidhil Ltd. warrants that this product will perform in accordance with its specification and will remain free from defects in material and workmanship when used under normal conditions for a period of 1 year (full parts and labour) from the date of purchase from Drive DeVilbiss Sidhil Ltd. and its subsidiary companies. If purchased from an authorised dealer or international distributor, the product is warranted for 1 year parts only. DRIVE DEVILBISS SIDHIL LTD. MAKES NO OTHER WARRANTIES, EXPRESS OR IMPLIED, AND ALL IMPLIED WARRANTIES OF MERCHANTABILITY, NON-INFRINGEMENT AND FITNESS FOR A PARTICULAR PURPOSE ARE HEREBY DISCLAIMED. IN NO EVENT WILL DRIVE DEVILBISS SIDHIL LTD. BE LIABLE FOR PUNITIVE, SPECIAL OR CONSEQUENTIAL DAMAGES, OR FOR AN AMOUNT IN EXCESS OF THE PURCHASE PRICE OF THE DEFECTIVE DRIVE DEVILBISS SIDHIL LTD. PRODUCT OR PRODUCTS.

Proof of purchase must be presented with any claim. Except as provided herein, this warranty will not apply to any Drive DeVilbiss Sidhil Ltd. products that have been (a) damaged by lightning, water, or power surges, (b) neglected, altered, abused, or used for a purpose other than the purpose for which they were designed, (c) repaired by you or any other party without Drive DeVilbiss Sidhil Ltd. prior written authorisation, (d) used in conjunction with a third party product or products not approved in advance by Drive DeVilbiss Sidhil Ltd., (e) damaged or failed by or attributes to acts of God, (f) damaged, caused by failure to follow instructions, or (g) otherwise used in a manner inconsistent with any instructions provided by Drive DeVilbiss Sidhil Ltd. The warranty explicitly exempts consumable items.

This warranty contains the entire agreement between you and Drive DeVilbiss Sidhil Ltd. with respect to any warranty matters, and supersedes any and all other written or oral statements, representations or agreements relating to the subject matter of this warranty.

In the event of a product defect during the warranty period you should contact your supplier, whether it be Drive DeVilbiss Sidhil Ltd., its subsidiary companies, authorised dealers or international distributors who will at their option unless otherwise provided by law; a) correct the defect by product repair within the terms of the warranty b) replace the product with one of the same or similar design or c) refund the purchase price. All replaced parts and products on which a refund is made become the property of Drive DeVilbiss Sidhil Ltd. Repaired or replaced parts and products are warranted for the remainder of the original warranty period. You will be charged for repair or replacement of the product made after the expiration of the warranty period.

This limited 1 year warranty gives you specific legal rights and you may also have other rights.

All products carry the CE mark in accordance with EC Directive on Medical Devices (93/42/EEC).

Drive DeVilbiss Sidhil Ltd. has a policy of continual product improvement and reserves the right to amend specifications covered in this document.

No part of this document may be reproduced without the written approval of Drive DeVilbiss Sidhil Ltd.



CONTACT INFORMATION

Tel: +44 (0) 1422 233000 Fax: +44 (0) 1422 233010

Email: sales@sidhil.com www.sidhil.com

Sidhil Business Park, Holmfield, Halifax, HX2 9TN

A member of the Drive DeVilbiss Group of Companies



Certificate No. FM14550

INSTRUC/DIVAN REV I 28/07/17